

201

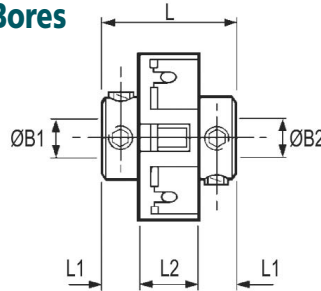
COUPLINGS

Uni-lat Set Screw Type

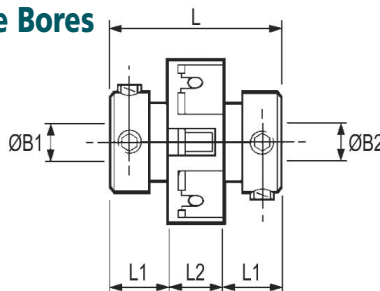
Universal / Lateral Offset Couplers *Backlash Free*



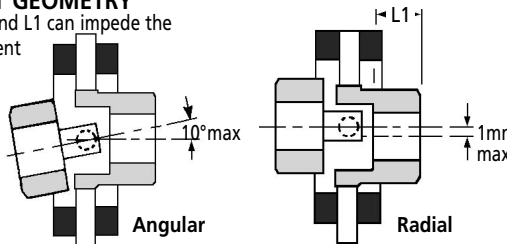
201 Series : Small Bores



203 Series : Large Bores



MISALIGNMENT GEOMETRY
Shafts entered beyond L1 can impede the coupler's misalignment function.



SERVICE FACTOR

Duty	Factor
Momentary	1.0
1 hr per day	1.5
3 hrs per day	2.0
6 hrs per day	3.0
12 hrs per day	4.0

Max Torque & Offsets

Size	± Peak Torque Nm	Max Offsets at 3000 Rpm		† Max End Loading N	Max Speed rpm	Static Break Torque Nm	Torsional Rate deg/Nm	Stiffness Nm/rad
		Angular	Radial mm					
18	0.30	± 2°	± 0.20	19	6000	0.9	2.30	25
27	1.70	± 2°	± 0.20	31	5000	5.0	0.60	92
34	2.50	± 2°	± 0.25	34	4000	7.5	0.40	146
41	3.50	± 2°	± 0.25	39	3000	10.5	0.19	299

PART NUMBER	ØD	Bore Range	L	L1	L2	Screw Size	Moment of Inertia	
							lb.in ² x10 ⁻⁵	Mass lb
201.18.xxU	0.71	0.125", 0.1875", 0.250", 3mm, 4mm, 5mm, 6mm	0.56	0.18	0.20	M3	69	0.015
203.18.xxU	0.71	0.125", 0.1875", 0.250", 3mm, 4mm, 5mm, 6mm	0.75	0.28	0.20	M3	69	0.015
201.27.xxU	1.10	0.250", 0.3125", 0.375", 5mm, 6mm, 8mm, 10mm	0.75	0.24	0.27	M3	312	0.035
203.27.xxU	1.10	0.250", 0.3125", 0.375", 5mm, 6mm, 8mm, 10mm	1.00	0.37	0.27	M3	312	0.035
201.34.xx	1.33	0.250", 0.3125", 0.375", 6mm, 8mm, 10mm	0.99	0.32	0.35	M4	562	0.037
203.34.xx	1.33	0.250", 0.3125", 0.375", 6mm, 8mm, 10mm	1.21	0.43	0.35	M4	562	0.037
201.41.xx	1.63	0.250", 0.375", 0.500" 6mm, 8mm, 10mm, 12mm	1.12	0.34	0.44	M4	1625	0.066
203.41.xxU	1.63	0.250", 0.375", 0.500" 6mm, 8mm, 10mm, 12mm	1.50	0.53	0.44	M5	1625	0.066

Material

Hubs (Size 18 & 27): Brass CZ 121 Chromate & passivate finish

Hubs (Size 34 & 41): Aluminium Alloy 2011 T8 Alocrom finish **Bearing Rings:** Black Acetal

Performance

Operating Temp. Range: -20°C to +60°C. 10° angular and 1mm radial compensation. Flex-free mechanical action - low bearing loads.

Axially stiff - transmits push/pull loads. Backlash-free up to 108 turns. Torsionally damping. Non-magnetic.

Electrical Isolation between shafts >3kV. Short space envelope. Electrically isolating. Low inertia.

Boring out service available at extra cost. Add bore size required to end of part number eg. 201.18.5/6 (bored Ø5mm & Ø6mm)



1-888-260-7466

516-867-5656

COUPLINGS

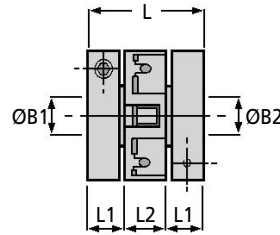
205

Uni-lat Set Screw Type

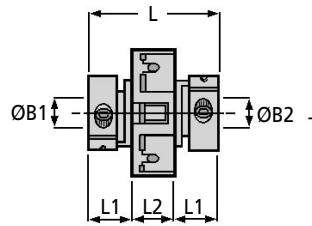
Universal / Lateral Offset Couplers *Backlash Free*



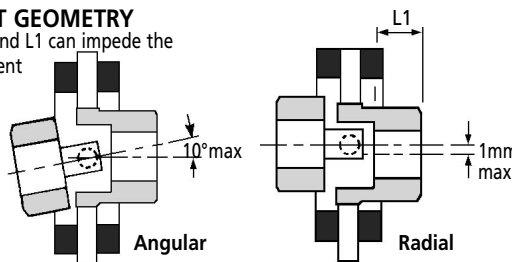
Size 18 7 27



Size 34 & 41



MISALIGNMENT GEOMETRY
Shafts entered beyond L1 can impede the coupler's misalignment function.



SERVICE FACTOR

Duty	Factor
Momentary	1.0
1 hr per day	1.5
3 hrs per day	2.0
6 hrs per day	3.0
12 hrs per day	4.0

Max Torque & Offsets

Size	± Peak Torque Nm	Max Offsets at 3000 Rpm		↑ Max End Loading N	Max Speed rpm	Static Break Torque Nm	Torsional Rate deg/Nm	Stiffness Nm/rad
		Angular	Radial mm					
18	0.30	± 2°	± 0.20	19	6000	0.9	2.30	25
27	1.70	± 2°	± 0.20	31	5000	5.0	0.60	92
34	2.50	± 2°	± 0.25	34	4000	7.5	0.40	146
41	3.50	± 2°	± 0.25	39	3000	10.5	0.19	299

PART NUMBER	ØD	Bore Range	L	L1	L2	Screw Size	Moment of Inertia		Mass g
							lb.in ²	x10 ⁻⁸	
207.18.xx	19.1	0.125", 0.1875", 0.250", 3mm, 4mm, 5mm, 6mm	19.1	7.0	5.1	4-40	55		11
207.27.xxU	29.0	0.250", 0.3125", 0.375", 5mm, 6mm, 8mm, 10mm	25.4	9.3	6.9	M3	220		26
206.34.xx	33.7	0.250", 0.3125", 0.375", 6mm, 8mm, 10mm	30.7	10.9	8.9	4-40	183		20
205.41.xxU	41.4	0.250", 0.375", 0.500" 6mm, 8mm, 10mm, 12mm	38.1	13.5	11.2	M4	550		40

Material

Hubs (Size 18 & 27): Brass CZ 121 Chromate & passivate finish

Hubs (Size 34 & 41): Aluminium Alloy 2011 T8 Alocrom finish **Bearing Rings:** Black Acetal

Performance

Operating Temp. Range: -20°C to +60°C. 10° angular and 1mm radial compensation. Flex-free mechanical action - low bearing loads.

Axially stiff - transmits push/pull loads. Backlash-free up to 108 turns. Torsionally damping. Non-magnetic.

Electrical Isolation between shafts >3kV. Short space envelope. Electrically isolating. Low inertia.

Boring out service available at extra cost. Add bore size required to end of part number eg. **207.18.5/6** (bored Ø5mm & Ø6mm)



sales@rinomechanical.com



www.rinomechanical.com

